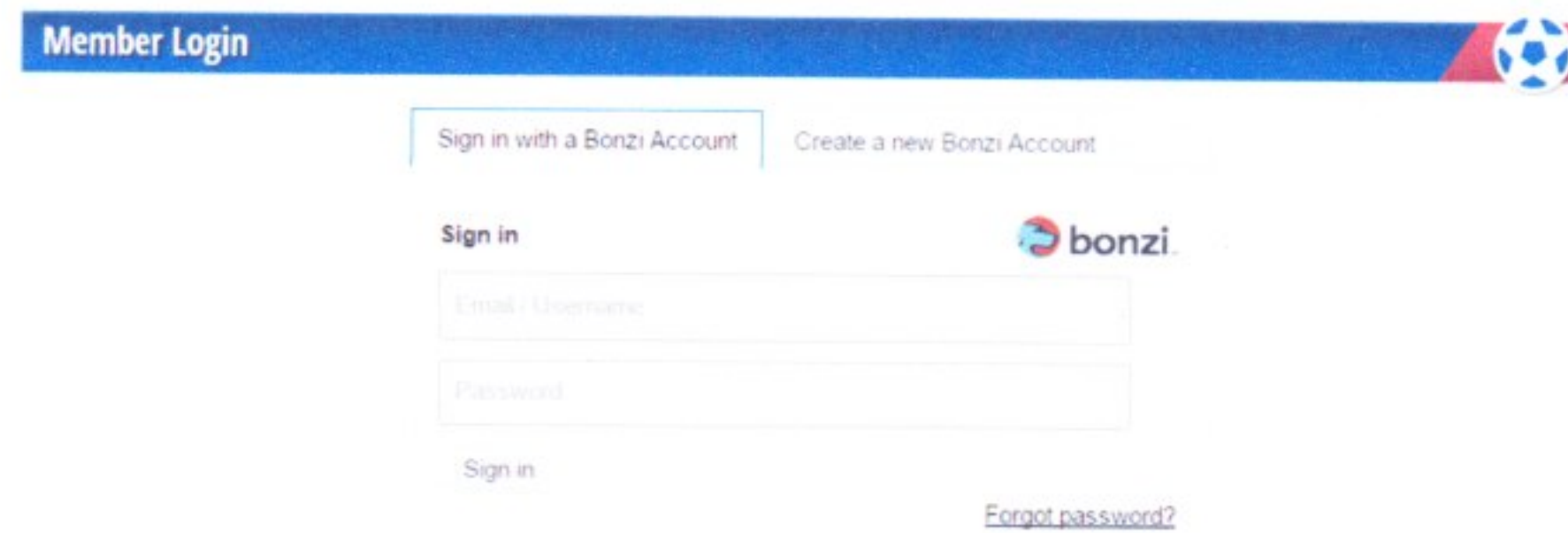


How to invite returning players to your team for a new season.

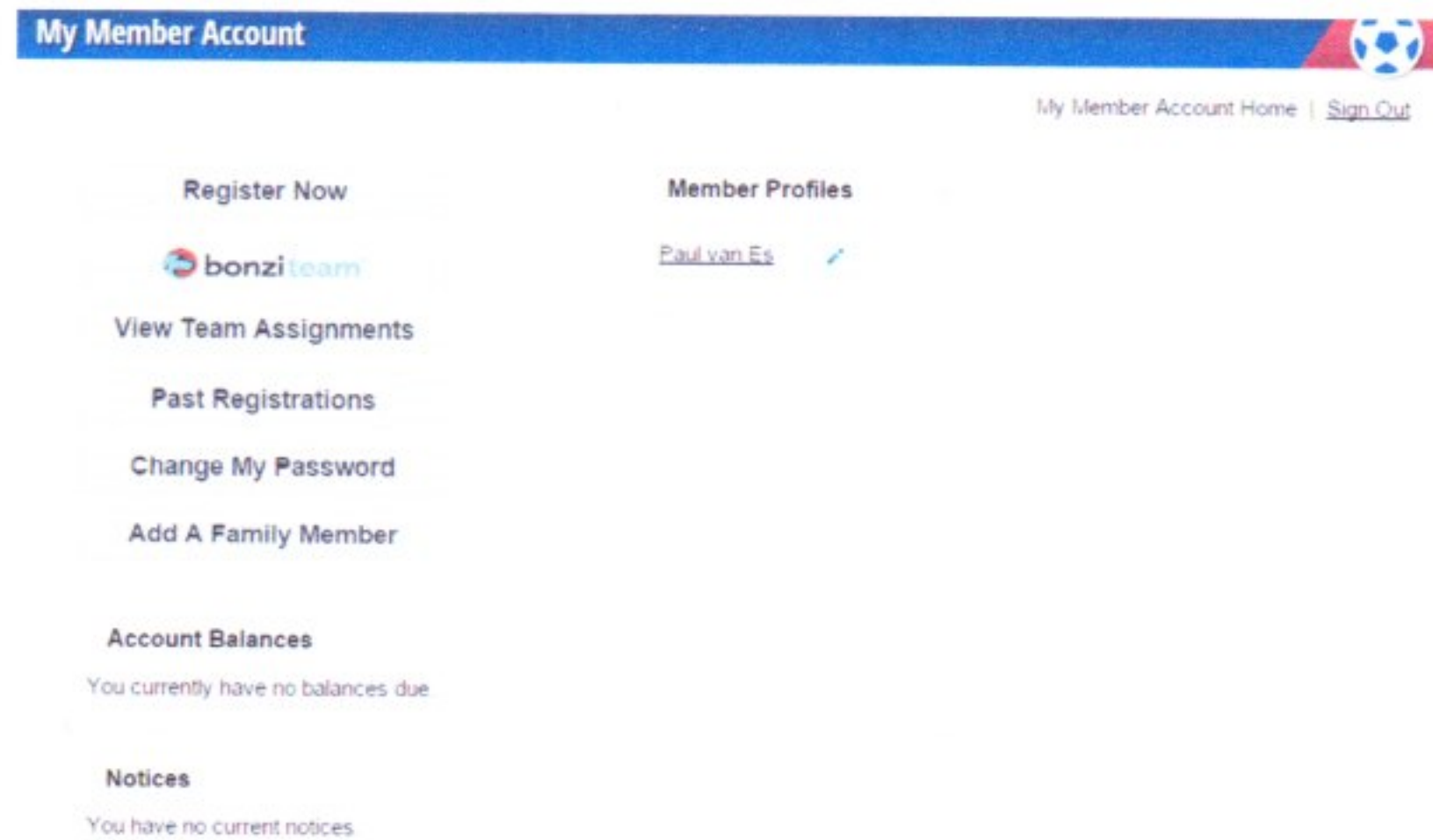
Go to www.hfasoccer.com and click on Member Log in.




Sign in with your Bonzi Account.



Click on Bonzi Team.



Click on the team name and season you want to invite players to.





Click on Go to (team name) Dashboard.


 [Go to Technip United - O30 dashboard](#) 


[Load 10 More Items](#)


Click on Roster


 [Team Feed](#)


 [Email & Announcements](#)


 [Roster](#)


 [Schedule](#)

 [Attendance](#)

 [Text Alerts](#)


 [Forms, Docs & Files](#)



 [Photos](#)

 [Team Settings](#)


[Load 10 More Items](#)

Click on Add new Roster Members

 [Print Rosters & Medical Releases](#)

 [Add new roster members](#) 

Use the drop down menu to pick from which team you want to import the players to send an invite for the new season and click import.

 Close

Add Team Members Import from another team [Import](#)

To invite players, coaches, and other team members, provide their full name and email address below.

First Name*	Last Name*	Email Address*	Role*
<input type="text"/>	<input type="text"/>	<input type="text"/>	<input type="text" value="Player"/>

[Add Roster Members and Send Invites to Emails Provided](#)

You can click on the waste baskets for the players you do not want to invite and then click "Add roster members and Send invites to Emails provided."

[Add Roster Members and Send Invites to Emails Provided](#)

If you have new players just fill in their first name, last name, email address and role and then also click "Add Roster Members and Send invited to emails provided".